

# directionsurvey

Fall 2015 - Top 10 Trends - Grades 6 to 8

WANDEN

Direction Survey is a tool schools across the United States use to measure student behavior everyday. Schools are able to create personalized, local surveys using a library of questions provided in the database.

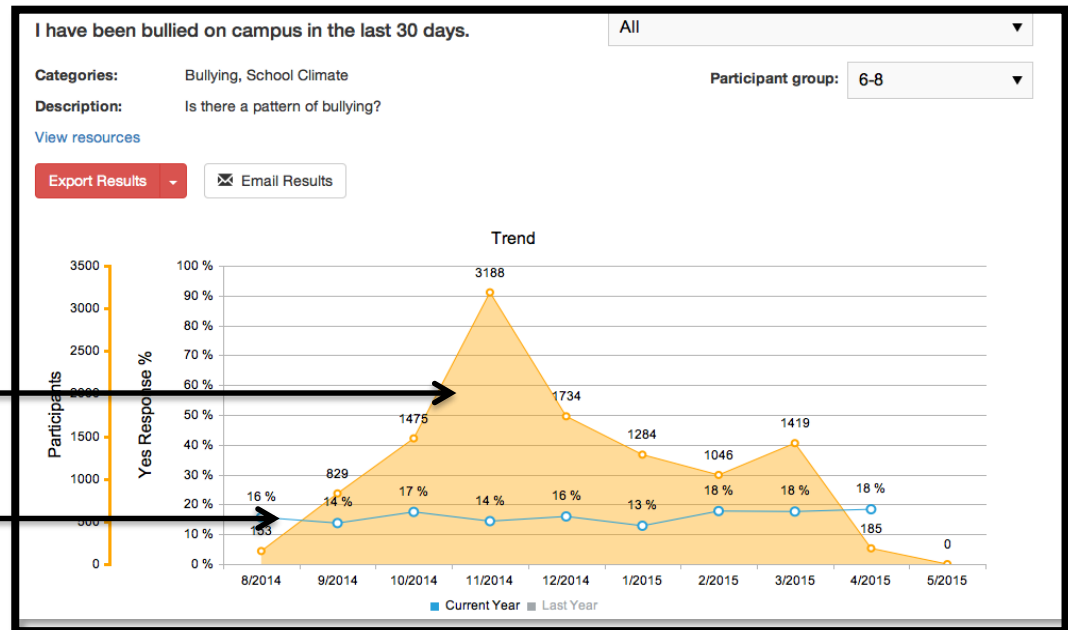
The following data report reflects the Top 10 questions schools asked in the first semester of the 2015-2016 school year. 16,195 participants answered 3452 questions on 293 different surveys. Each month thousands of K-12 students give their answers to questions asked in short surveys. By doing this, Direction Survey is able to establish accurate monthly trends for schools to analyze and create program development strategies.

## How to read the reports

Question →

Number of Participants →

Monthly % Trends →



## Top Ten Questions: Grade Level 6-8

1. **School Connections** - At my school, there is a teacher or other adult who really cares about me.
2. **Bullying** - I have been bullied on campus in the last 30 days
3. **Bullying** - In the past 30 days, I did not go to school because I felt unsafe at school or on my way home from school at least once.
4. **Bullying** - I have been made fun of by a teacher in the last 30 days.
5. **Alcohol** - In the past 30 days, I have had at least one drink of alcohol.
6. **Inclusion** - In the last 30 days I have made choices I know are wrong, simply because I wanted to fit in with my friends.
7. **Tobacco** - In the past 30 days I have smoked cigarettes at least once.
8. **Discrimination** - There is a lot of tension at my school between different cultures, races, or ethnicities
9. **Inclusion** - I have friends my age who really care about me.
10. **Meaningful Participation** - There are activities at school that I enjoy participating in.

# School Connections

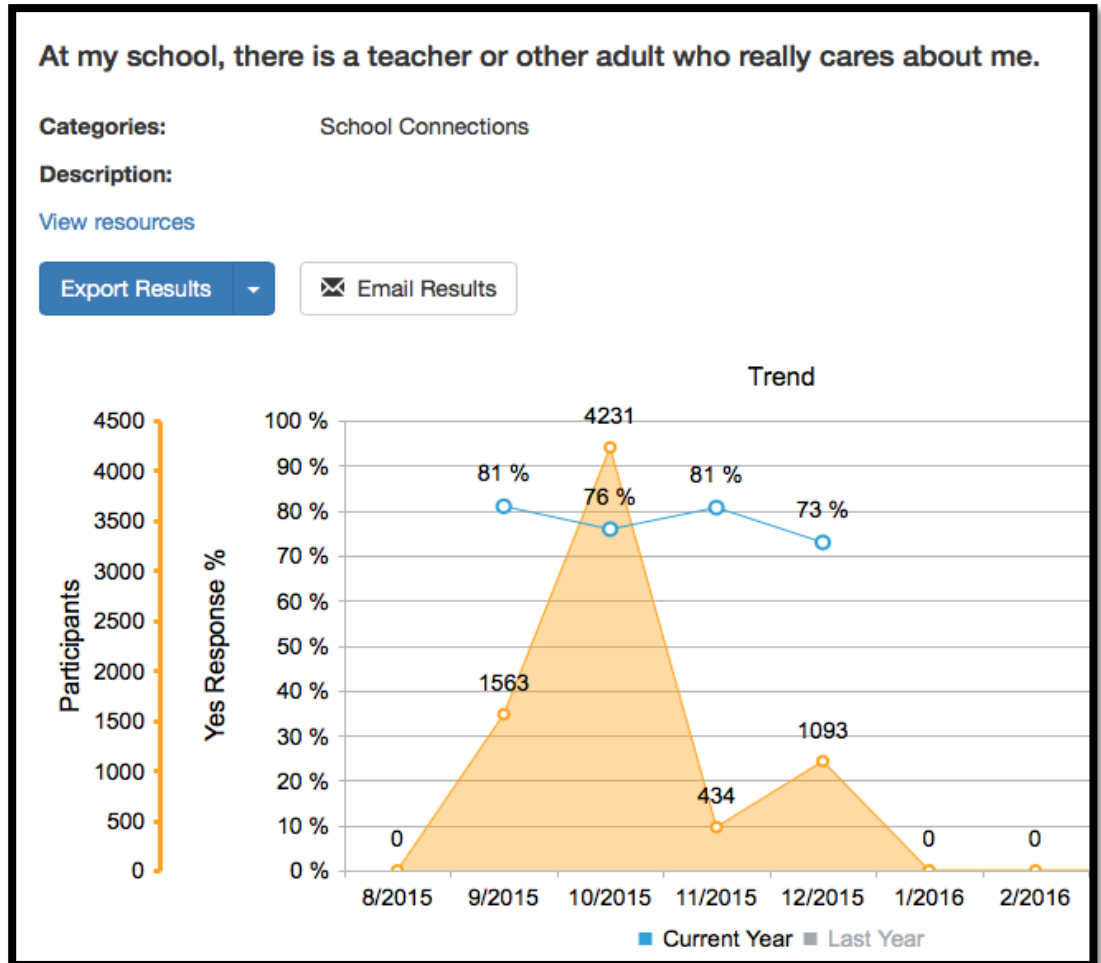
**77% report:** At my school, there is a teacher or other adult who really cares about me.

**Grade Level:** 6<sup>th</sup> – 8<sup>th</sup>

**Total:** 7321 Participants

## Overview:

Student – Teacher relations are a critical indicator of school climate and student success. This is an area we can continue to improve on.



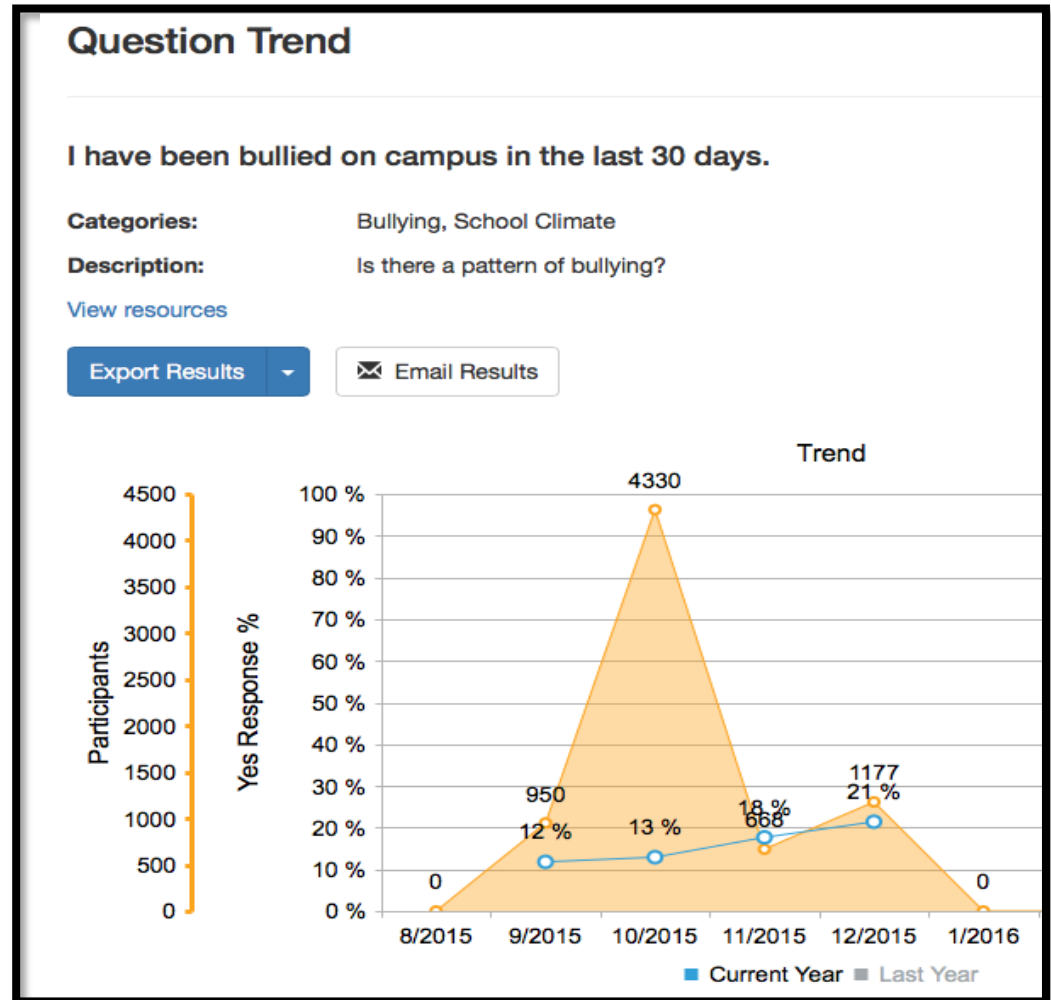
# Bullying

**15% report:** I have been bullied on campus in the last 30 days.

Grade Level: 6<sup>th</sup> – 8<sup>th</sup>  
 Total: 7125 participants

## Overview:

The first three months of the first semester we experienced a gradual incline in the amount of students being bullied. Overall 15% of students were bullied in the last 30 days, but 21% reported being bullied in December.



# Bullying

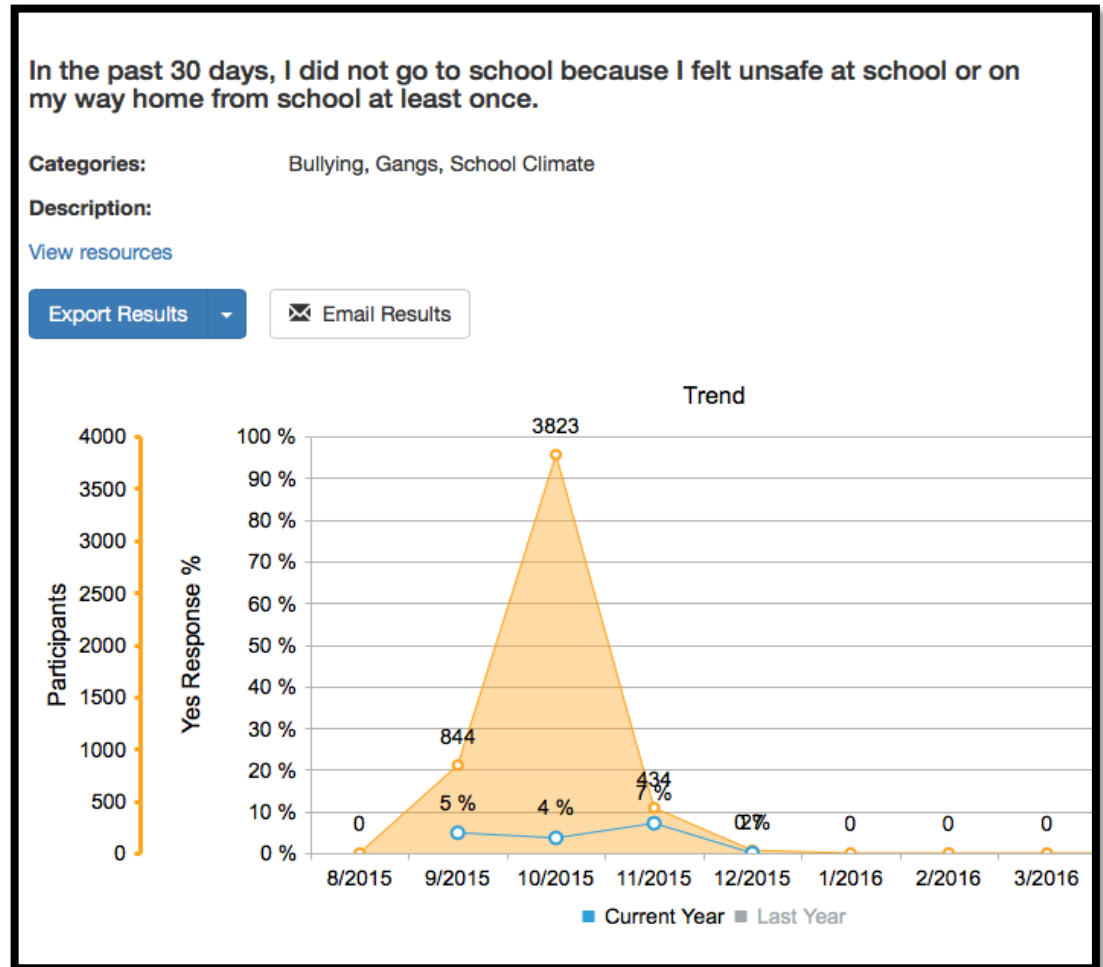
**4% report:** In the past 30 days, I did not go to school because I felt unsafe at school or on my way home from school at least once.

Grade Level: 6<sup>th</sup> – 8<sup>th</sup>

Total: 5128 Participants

## Overview:

The need to feel safe is critical to the health and well being of our students. Our schools are doing a pretty good job of keeping kids feeling safe as they are going to and from school and while they are at school.



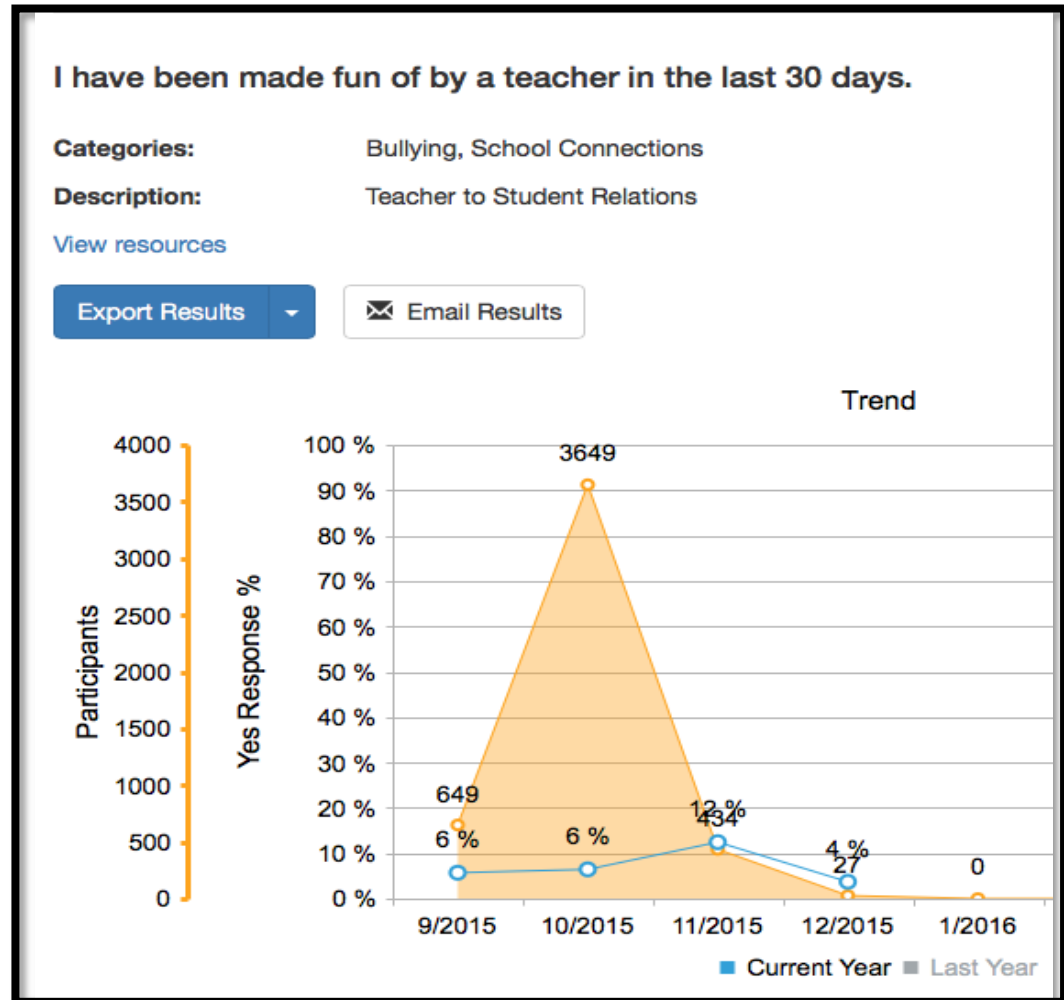
# Bullying

**7% report:** I have been made fun of by a teacher in the last 30 days.

Grade Level: 6<sup>th</sup> – 8<sup>th</sup>  
 Total: 4759 Participants

## Overview:

As teachers, we need to pay attention to how we joke with our students. 7% of our students report being made fun of by our teachers. Having fun in class is important, but making fun of students can ruin the learning experience for our students.



# Alcohol

**4% report:** In the past 30 days, I have had at least one drink of alcohol.

Grade Level: 6<sup>th</sup> – 8<sup>th</sup>  
 Total: 4659 Participants

## Overview:

This is a pretty good trend. Only 4% of our students report drinking alcohol in the last 30 days. Most of this data reflects student behavior in October. We need to do a better job of gathering data in November and December.





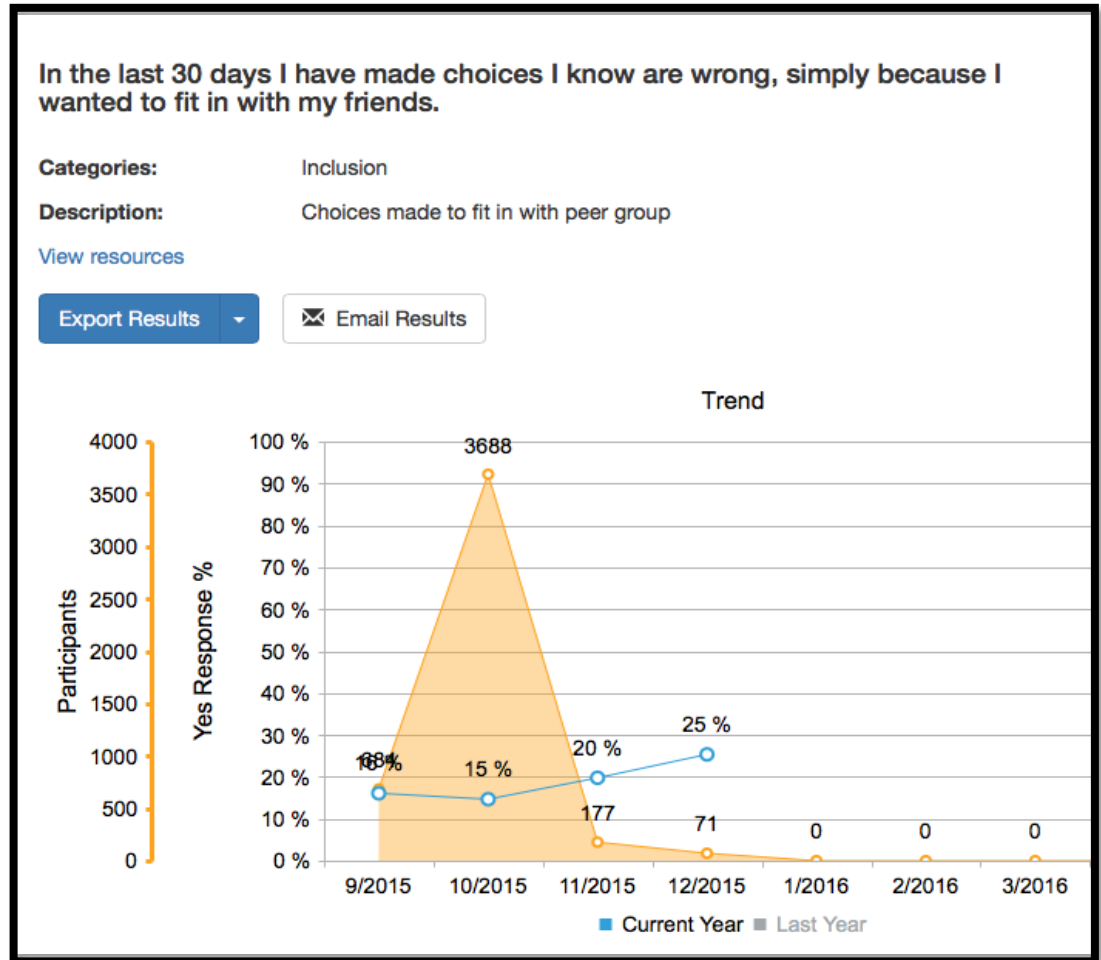
# Inclusion

**15% report:** In the last 30 days I have made choices I know are wrong, simply because I wanted to fit in with my friends.

Grade Level: 6<sup>th</sup> – 8<sup>th</sup>  
Total: 4620 Participants

## Overview:

Close to 1 in 6 students make bad choices so that they can fit in with their friends. We must continue to use peer influence to help students make good choices.



# Tobacco

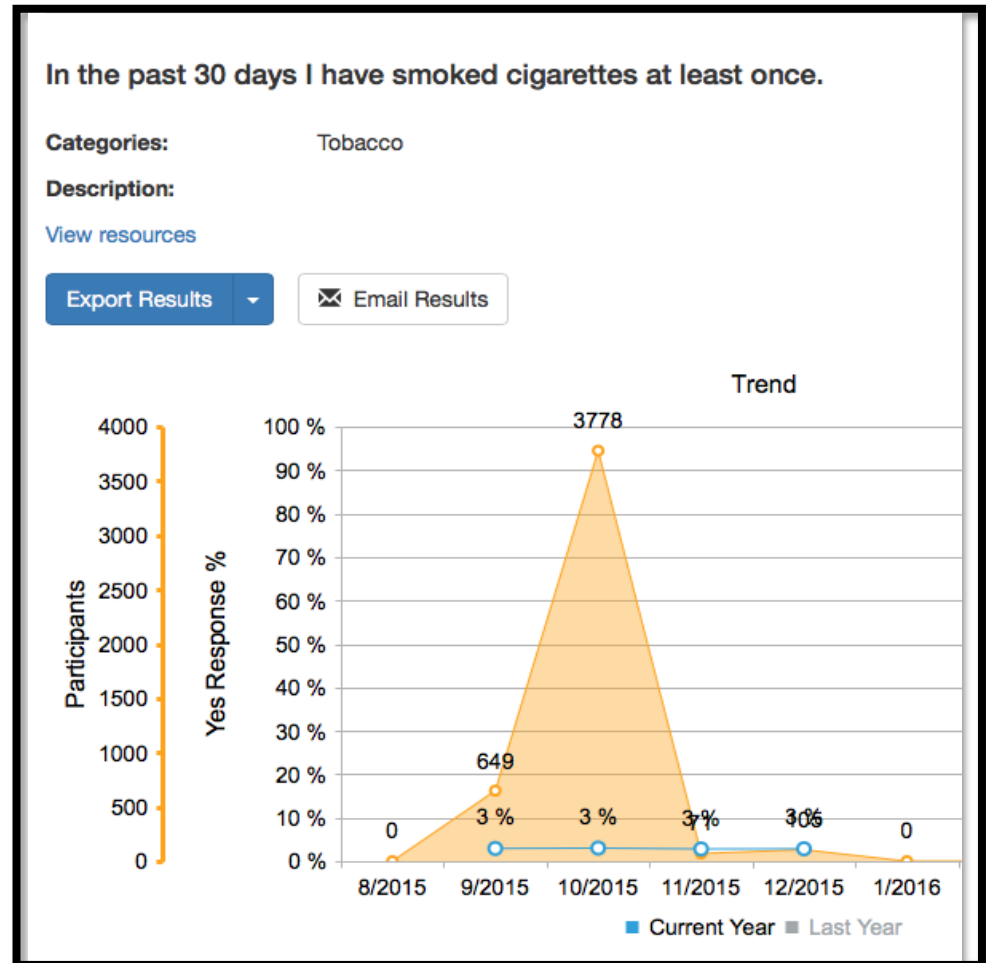
**3% report:** In the past 30 days I have smoked cigarettes at least once.

Grade Level: 6<sup>th</sup> – 8<sup>th</sup>

Total: 4603 Participants

## Overview:

This trend is a result of a comprehensive effort and hard work to deter kids from smoking.



# Discrimination

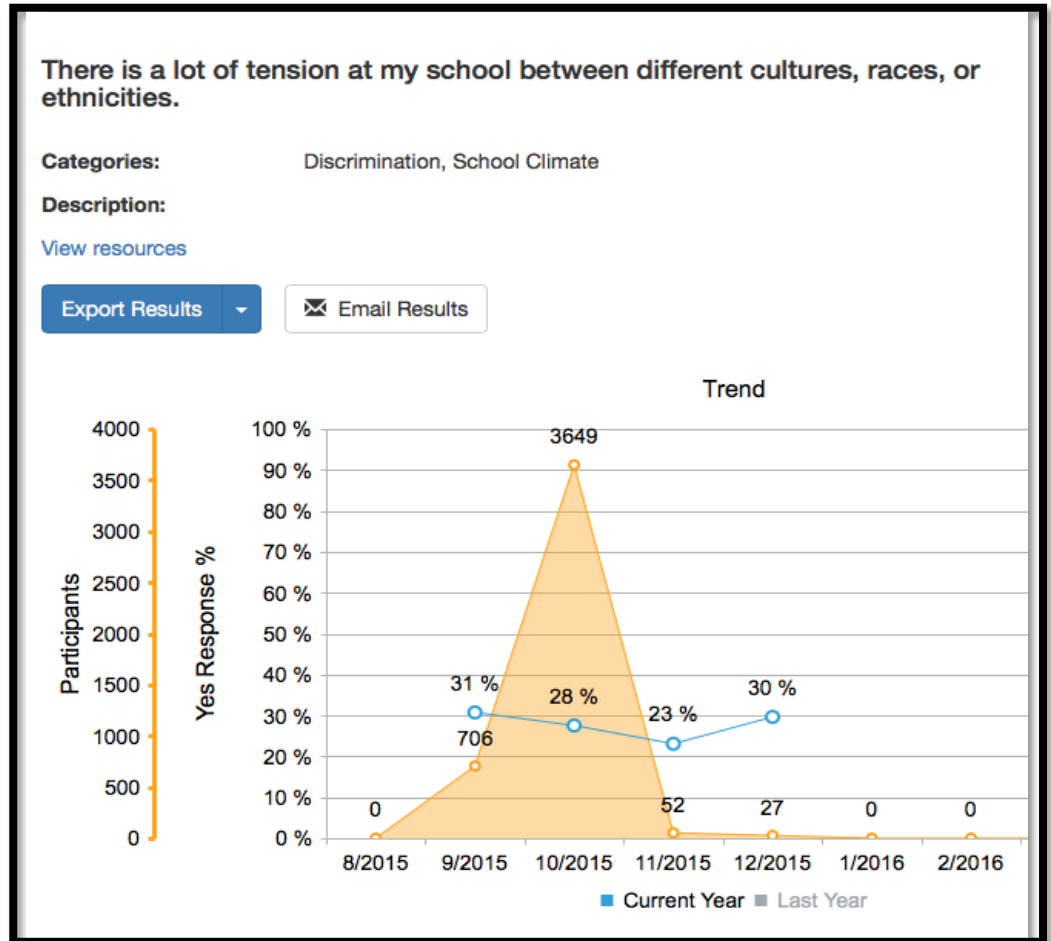
**28% report:** There is a lot of tension at my school between different cultures, races, or ethnicities.

Grade Level: 6<sup>th</sup> – 8<sup>th</sup>

Total: 4434 Participants

## Overview:

There is a continuous need to address racial tension on our campuses. Roughly 1 in 3 students feel this is a reality in their school. We must increase communication between students at a young age.



# Inclusion

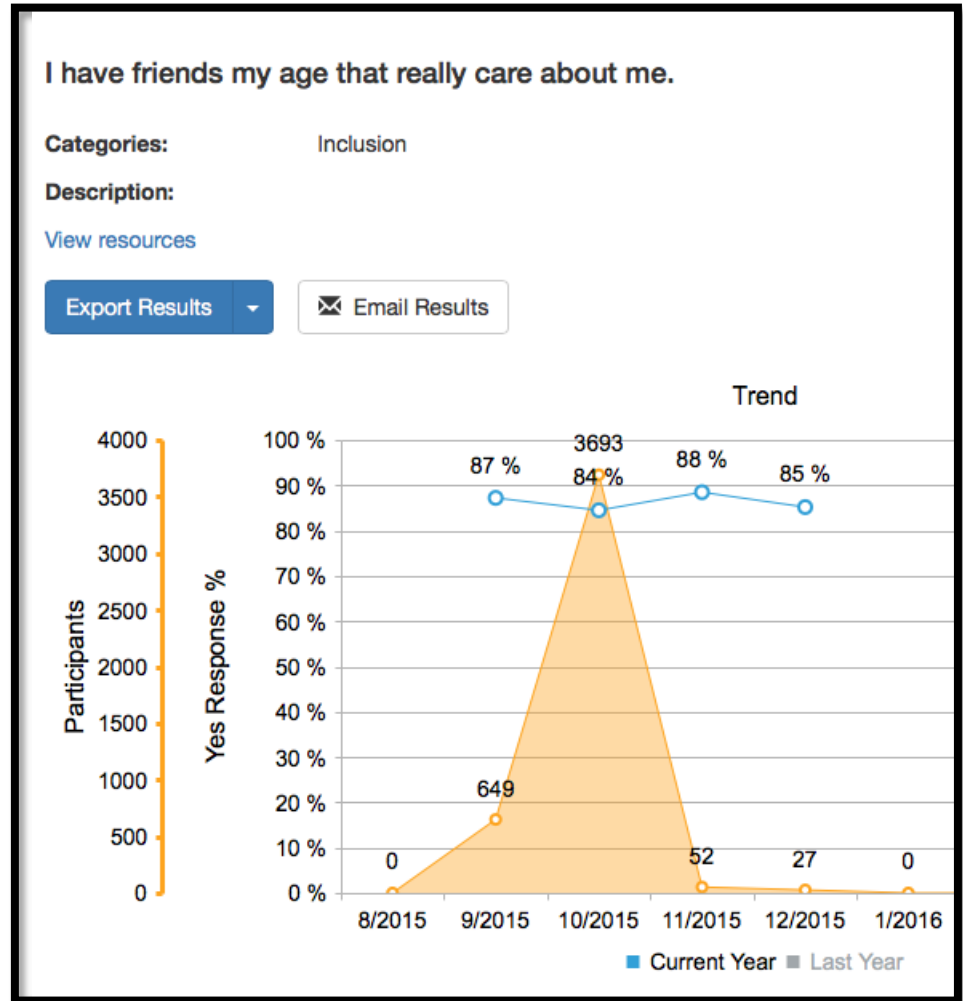
**85% report:** I have friends my age that really care about me

Grade Level: 6<sup>th</sup> – 8<sup>th</sup>

Total: 4421 Participants

## Overview:

This is critical data for kids in middle school. Research shows kids rely on their peers for support when they are in a time of need. Seek activities that build strong relations between kids in middle school.



# Meaningful Participation

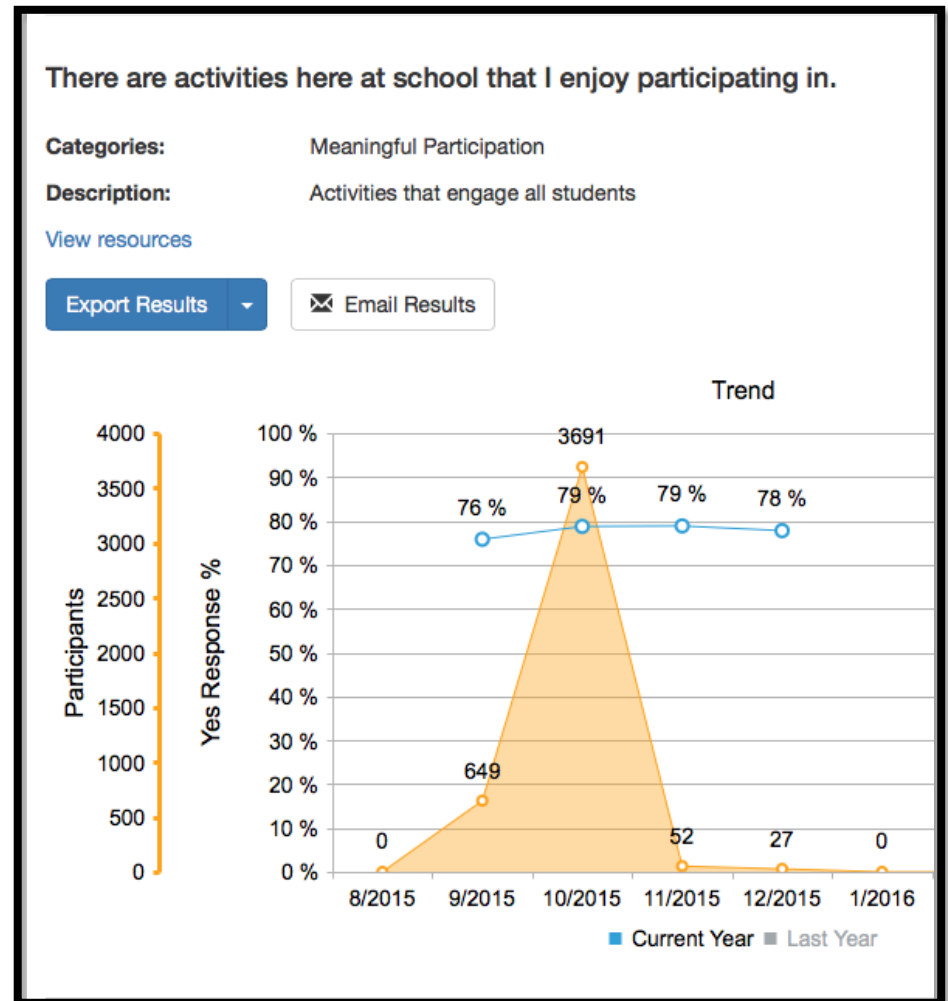
**78% report:** There are activities here at school that I enjoy participating in.

Grade Level: 6<sup>th</sup> – 8<sup>th</sup>

Total: 4419 Participants

Overview:

Meaningful participation is a critical indicator of student engagement and youth resiliency. Data shows that just over 20% of kids do not engage in activities at school that they enjoy. Look for activities to implement that will target this 20% of students.



Thank you for your interest. This report is released bi-annually. Please contact us to find out how you can get started using Direction Survey at your site. Or visit [www.directionsurvey.com](http://www.directionsurvey.com) to sign up online.

Email: [info@directionsurvey.com](mailto:info@directionsurvey.com) or 1-866-403-9484

For more information on the tools Vanden offers, please visit [www.vanden.us](http://www.vanden.us)

Our Company Mission:

We seek to develop comprehensive systems that protect, connect and educate all students, staff and parents.

